

MYOSTAAL LINIMENT

Monograph No. – 070225 ver 3.0

Issue No: 03

Amendment No : 00

Date of Issue: 28/10/2016

Amendment Date : --

Text Reference : Ayurvedic Proprietary Medicine

Shelf Life: 3 years

Description

Green coloured oil with a pleasant characteristic odour.

Solubility

Insoluble in water; sparingly soluble in alcohol (95 %), freely soluble in petroleum ether, in benzene, and in dichloromethane.



Identification

To a saturated aqueous solution of ferric chloride (5 ml) add few drops of given sample shake well and allow it for standing for 10 minutes. The ferric chloride layer turns to dark brown from orange color.

Weight per ml

0.88 - 0.98 gm/ml

Iodine Value

87 - 105

Refractive Index

1.4720 - 1.4770

Thin Layer Chromatography Mobile Phase

Toluene : Ethyl acetate : Glacial acetic acid
(9 : 1 : 0.1)

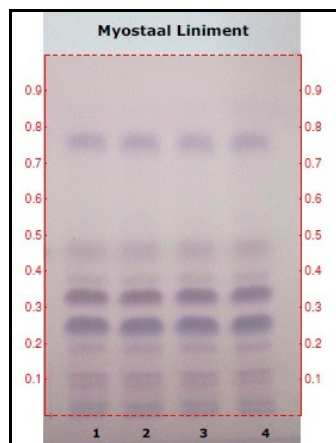
Details

Solvent of Extraction – Methanol

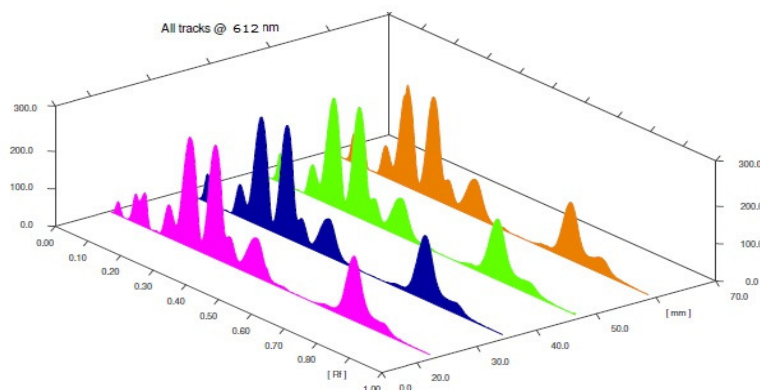
Solvent front – 90 mm

Total No. of Major spots – 8

Detection – After spraying Anisaldehyde H₂SO₄



Major Spots	Colour	Approx. Rf.
1	Light Violet	0.10
2	Light Violet	0.12
3	Violet	0.19
4	Bluish Purple	0.26
5	Purple	0.33
6	Gray	0.37
7	Gray	0.46
8	Violet	0.76



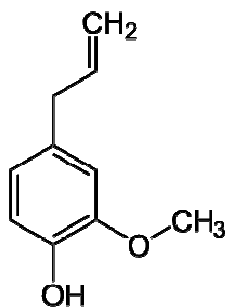
3D Peak Display of Myostaal Liniment at 612 nm

Confidential – photocopy prohibited

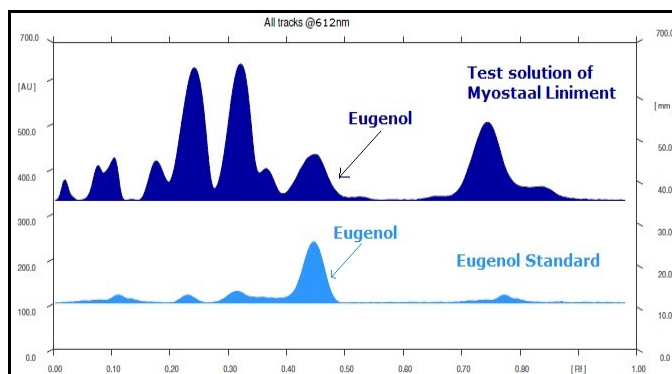
Note : † : These extra tests can be performed on every batch at extra cost. Tests can be ascertained on request.

HPTLC Profile

i) Eugenol



When examined in the range of 400 nm to 700 nm, the test solution shows absorption maxima at about 612 nm corresponding with Eugenol standard.



Heavy metal

Lead (Pb)	NMT 10 ppm
Mercury (Hg)	NMT 1 ppm
Arsenic (As)	NMT 3 ppm
Cadmium (Cd)	NMT 0.3 ppm
E. coli ⁺	Absent/g
P. aeruginosa ⁺	Absent/g
Salmonella sp. ⁺	Absent/g
Staphylococcus sp. ⁺	Absent/g
Total Microbial plate count (TPC) ⁺	NMT 10 ⁵ c.f.u./g
Total Yeast & Mould count⁺	NMT 10 ³ c.f.u./g
Pesticide Residue ⁺ (OC+OP)	Complies as per API
Aflatoxins B1,B2,G1,G2 ⁺	Complies as per API